
2001 KHSAA

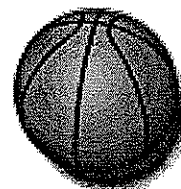
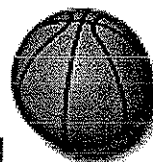


BOYS' SWEET 16®

State Basketball Tournament

March 14-17

Rupp Arena • Lexington



Final Game Stats
Fri., March 16 • Session 5 • Game 1
Russellville Panthers
vs.
Clay County Tigers

the
GREATEST
SHOW

in

hoops!

KHSAA Basketball - Game Box Score Russellville Panthers vs. Clay County Tigers

Date: 03/16/2001 Time: 1:00 pm Site: Boys' Sweet 16-Rupp Arena Attendance: Unknown

Visitors: Clay County Tigers															
##	Name	P	FG	3 Pt	FT	PTS	ORB	DRB	TR	PF	AST	TO	BS	ST	MIN
20	* Angelo Smith		3/8	1/1	0/0	7	1	3	4	4	3	7	0	0	32:00
22	* Brian Griffin		5/10	3/6	1/1	14	0	2	2	3	0	5	1	0	32:00
24	* Jeremy Asher		7/13	0/2	4/6	18	1	9	10	4	1	1	0	3	28:11
42	* Josh Mathis		0/3	0/1	0/1	0	1	0	1	2	3	7	0	1	16:44
52	* Richard Walker		5/10	0/0	1/2	11	5	2	7	1	2	0	0	1	32:00
4	Ronald Jackson														DNP
12	Brian Sizemore		0/0	0/0	0/0	0	0	0	0	0	0	0	0	0	3:05
14	Trey Bowling														DNP
30	Tim Parks		1/1	0/0	2/2	4	0	3	3	3	1	2	0	0	16:00
34	Nathan Smith														DNP
40	John L. Smith														DNP
44	Thomas Asher														DNP
23	Charlie Philpot														DNP
55	Kevin Collins														DNP
	Team						2	1	3						
	Totals		21/45	4/10	8/12	54	10	20	30	17	10	22	1	5	160
	Total FG		1st Half	10/23	43.5%	2nd Half	11/22	50.0%	Game	21/45	46.7%				
	3 PT FG		1st Half	2/6	33.3%	2nd Half	2/4	50.0%	Game	4/10	40.0%				
	Free Throws		1st Half	4/6	66.7%	2nd Half	4/6	66.7%	Game	8/12	66.7%				

Home: Russellville Panthers															
##	Name	P	FG	3 Pt	FT	PTS	ORB	DRB	TR	PF	AST	TO	BS	ST	MIN
21	* Maurice Hampton		5/15	0/1	11/14	21	3	5	8	3	5	2	1	4	23:19
22	* Nathan Thompson		4/11	1/4	3/4	12	2	2	4	3	1	2	0	3	30:35
30	* Teco Dickerson		9/15	4/6	4/4	26	2	5	7	4	3	1	1	5	31:15
33	* Roland Dickerson		3/7	2/5	0/0	8	0	4	4	1	5	2	1	1	30:50
34	* Tyree Todd		1/1	0/0	0/0	2	1	0	1	4	0	2	0	2	29:59
4	Khary Neblett		0/0	0/0	0/0	0	0	0	0	1	0	0	0	0	2:01
10	Kwesi Neblett														DNP
11	David Dickerson														DNP
12	Aundre' Evans		0/4	0/0	0/0	0	0	0	0	2	0	2	0	1	8:56
20	Jeron Smith														DNP
23	Justin Taylor														DNP
24	Damien Terry														DNP
25	Wun Kennedy														DNP
31	Adrian Bigbee		1/1	1/1	0/0	3	1	0	1	0	0	1	0	0	3:05
32	John Gonzales														DNP
	Team						1	0	1						
	Totals		23/54	8/17	18/22	72	10	16	26	18	14	12	3	16	160
	Total FG		1st Half	11/23	47.8%	2nd Half	12/31	38.7%	Game	23/54	42.6%				
	3 PT FG		1st Half	5/9	55.6%	2nd Half	3/8	37.5%	Game	8/17	47.1%				
	Free Throws		1st Half	3/4	75.0%	2nd Half	15/18	83.3%	Game	18/22	81.8%				

Free Throw Pts	Cla	Rus	3Pt Points	Cla	Rus	Pts/Possession	Cla	Rus
	8	18		12	24	0.69	0.91	
Pts off Turnovers	18	21	2nd Chance Points	13	9	Pts off Bench	4	3
Total Rebounds	30	26	Team Rebounds	3	1	Dead Ball Reb	3	4
Off Rebound %	38.5	33.3	Def Rebound %	66.7	61.5	Total Rebound %	53.6	46.4
Technical Fouls	Cla	J Asher						
	Rus	None						
Officials	Steve Kellam, Scott Johnson, Trent Lovett							

	Qtr 1	Qtr 2	Qtr 3	Qtr 4	OT 1	OT 2	OT 3	OT 4	Total
Clay County Tigers	16	10	15	13	0	0	0	0	54
Russellville Panthers	22	8	22	20	0	0	0	0	72

KHSAA Basketball - Play by Play Report - Period: 1 (pg 1)
Russellville Panthers vs. Clay County Tigers
Date: 03/16/2001 Time: 1:00 pm Site: Boys' Sweet 16-Rupp Arena Attendance:

# Name	Action	Action	Score	Clock	Diff	## Name	Action	Action
1 M Hampton	Start Game					20 A Smith	Start Game	
2 N Thompson	Start Game					22 B Griffin	Start Game	
0 T Dickerson	Start Game					24 J Asher	Start Game	
3 R Dickerson	Start Game					42 J Mathis	Start Game	
4 T Todd	Start Game					52 R Walker	Start Game	
0 T Dickerson	Jump Ball Win			1 7:58		24 J Asher	Jump Ball Loss	
			0-2	1 7:46	-2	22 B Griffin	FG Made	
0 T Dickerson	3Pt Made	21 M Hampton Assist	3-2	1 7:24	+1 (L1)			
2 N Thompson	Personal Foul			1 7:14				
			3-4	1 7:11	-1 (L2)	24 J Asher	FG Made	20 A Smith Assist
1 M Hampton	FG Attempt			1 6:51		24 J Asher	Def Rebound	
			3-6	1 6:32	-3	52 R Walker	Layup Made	
4 T Todd	Turnover	(Bad Pass)		1 6:10				
				1 6:07		42 J Mathis	Steal	
0 T Dickerson	Block			1 6:03		42 J Mathis	Layup Att	Tigers Off Reb
2 N Thompson	Def Rebound			1 5:58		24 J Asher	FG Attempt	
3 R Dickerson	3Pt Made	21 M Hampton Assist	6-6	1 5:47	(T1)			
				1 5:24		42 J Mathis	Turnover	(Bad Pass)
1 M Hampton	Steal			1 5:21				
2 N Thompson	3Pt Attempt	Panthers Deadball Reb		1 5:11				
				1 5:11		24 J Asher	Personal Foul	
0 T Dickerson	3Pt Attempt	21 M Hampton Off Reb		1 5:03				
				1 5:00		52 R Walker	Personal Foul	
1 M Hampton	FT Attempt	Panthers Deadball Reb		1 5:00				
1 M Hampton	FT Made		7-6	1 5:00	+1 (L3)			
1 M Hampton	Block			1 4:48		22 B Griffin	FG Attempt	Tigers Off Reb
				1 4:47		Tigers	20 Sec Time Out	
			7-8	1 4:45	-1 (L4)	24 J Asher	FG Made	
2 N Thompson	3Pt Made	21 M Hampton Assist	10-8	1 4:19	+2 (L5)			
				1 4:01		42 J Mathis	Turnover	(Double Dribble)
0 T Dickerson	3Pt Made	21 M Hampton Assist	13-8	1 3:47	+5			
2 N Thompson	Def Rebound			1 3:34		22 B Griffin	3Pt Attempt	
1 M Hampton	Offensive Foul			1 3:28				
1 M Hampton	Turnover			1 3:28				
				1 3:28		24 J Asher	Charge Taken	
1 M Hampton	Personal Foul			1 3:23				
			13-10	1 3:13	+3	24 J Asher	FG Made	
3 R Dickerson	3Pt Attempt			1 2:51		Tigers	Def Rebound	
				1 2:50				
2 A Evans	Enter Game	for 21 M Hampton		1 2:50				
3 R Dickerson	Def Rebound			1 2:36		24 J Asher	FG Attempt	
				1 2:35		24 J Asher	Personal Foul	
				1 2:35		30 T Parks	Enter Game	for 24 J Asher
0 T Dickerson	FG Made		15-10	1 2:22	+5			
				1 2:05		42 J Mathis	Turnover	(Bad Pass)
2 N Thompson	3Pt Attempt			1 1:44		30 T Parks	Def Rebound	
				1 1:40		42 J Mathis	Turnover	
0 T Dickerson	Steal			1 1:39				
0 T Dickerson	FT Made		16-10	1 1:38	+6	42 J Mathis	Personal Foul	
0 T Dickerson	FT Made		17-10	1 1:38	+7			
				1 1:33		30 T Parks	Personal Foul	
2 N Thompson	Turnover	(Fumble)		1 1:27				
				1 1:27		52 R Walker	Steal	
2 N Thompson	Personal Foul			1 1:26				
			17-12	1 1:08	+5	22 B Griffin	Layup Made	42 J Mathis Assist
4 T Todd	Personal Foul			1 1:08				
1 A Bigbee	Enter Game	for 22 N Thompson		1 1:08				
			17-13	1 1:08	+4	22 B Griffin	FT Made	
0 T Dickerson	3Pt Made		20-13	1 0:46	+7			
				1 0:29		42 J Mathis	Turnover	(Bad Pass)
0 T Dickerson	Steal			1 0:27				
0 T Dickerson	Layup Made		22-13	1 0:25	+9			
			22-16	1 0:07	+6	20 A Smith	3Pt Made	

End of Period Summary Panthers 22 Tigers 16

Largest Lead: Panthers 22 Tigers 13 (9 pts)
Lead in Period: Panthers 22 Tigers 13 (9 pts)
 3 for 5 oppo pts
 1 for 1 pts
 7/12 for 58.3 %
 3/4 for 75.0 %

Turnovers
 2nd Chances
 Field Goals
 Free Throws

Lead Changes: 5 Ties: 1
Lead Changes: 5 Ties: 1 (this period)
 5 for 8 oppo pts
 2 for 0 pts
 7/12 for 58.3 %
 1/1 for 100 %

KHSAA Basketball - Play by Play Report - Period: 2 (pg 1)
Russellville Panthers vs. Clay County Tigers
Date: 03/16/2001 Time: 1:00 pm Site: Boys' Sweet 16-Rupp Arena Attendance:

# Name	Action	Action	Score	Clock	Diff	## Name	Action	Action
1 M Hampton	Enter Game	for 12 A Evans		2 8:00		24 J Asher	Enter Game	for 30 T Parks
1 A Bigbee	Turnover			2 8:00		12 B Sizemore	Enter Game	for 42 J Mathis
1 M Hampton	Leave Game			2 7:45				
2 N Thompson	Enter Game	for 31 A Bigbee		2 7:43		24 J Asher	Steal	
2 A Evans	Enter game			2 7:43				
0 T Dickerson	Def Rebound			2 7:37		24 J Asher	3Pt Attempt	52 R Walker Off Reb
2 A Evans	FG Attempt			2 7:32		52 R Walker	FG Attempt	
2 A Evans	Steal			2 6:53		24 J Asher	Def Rebound	
2 A Evans	Layup Att	Panthers Off Reb		2 6:41		22 B Griffin	Turnover	
1 M Hampton	Enter Game	for 12 A Evans		2 6:40				
1 M Hampton	FG Made		24-16	2 6:36				
0 T Dickerson	Def Rebound			2 6:29	+8			
0 T Dickerson	FG Attempt			2 6:05		20 A Smith	FG Attempt	52 R Walker Off Reb
1 M Hampton	FG Made		24-19	2 6:02		52 R Walker	Putback Att	
2 A Evans	Enter Game	for 21 M Hampton	26-19	2 5:53	+5	52 R Walker	Def Rebound	
3 R Dickerson	FG Attempt			2 5:38		22 B Griffin	3Pt Made	20 A Smith Assist
2 A Evans	Personal Foul			2 5:14	+7			
0 T Dickerson	Steal			2 4:55		30 T Parks	Enter Game	for 12 B Sizemore
1 M Hampton	Enter Game	for 12 A Evans		2 4:48				
0 T Dickerson	FG Attempt			2 4:25		20 A Smith	Turnover	(Bad Pass)
1 M Hampton	Steal			2 4:24		Tigers	Def Rebound	(Dead Ball Reb)
0 T Dickerson	Enter Game	for 12 A Evans		2 4:11		20 A Smith	Turnover	(Bad Pass)
0 T Dickerson	FG Attempt			2 4:11				
4 T Todd	Steal			2 3:53		22 B Griffin	Block	20 A Smith Def Reb
1 M Hampton	Layup Made	33 R Dickerson Assist	28-19	2 3:44		20 A Smith	Turnover	
4 T Todd	Personal Foul			2 3:43				
4 T Todd	Turnover		28-21	2 3:41	+9			
0 T Dickerson	Def Rebound			2 3:20		22 B Griffin	3Pt Attempt	24 J Asher Off Reb
1 M Hampton	FG Attempt			2 3:18	+7	24 J Asher	Putback Made	
1 M Hampton	Def Rebound			2 2:51				
1 M Hampton	Def Rebound			2 2:51	+6	24 J Asher	FT Made	
3 R Dickerson	Layup Made	30 T Dickerson Assist	30-22	2 2:51		24 J Asher	FT Attempt	
2 N Thompson	Enter Game	for 21 M Hampton		2 2:34				
2 A Evans	Enter Game	for 34 T Todd		2 2:10		20 A Smith	Def Rebound	
K Neblett	Personal Foul			2 2:04		20 A Smith	Layup Att	
1 M Hampton	Enter Game	for 33 R Dickerson		2 1:52		24 J Asher	Def Rebound	
2 A Evans	Personal Foul			2 1:38		24 J Asher	FG Attempt	
2 A Evans	Turnover			2 1:31	+8			
3 R Dickerson	Enter Game	for 21 M Hampton		2 1:16				
0 T Dickerson	Def Rebound			2 1:16				
2 A Evans	Turnover	(Bad Pass)		2 1:14				
			30-23	2 1:14	+7	24 J Asher	FT Made	
			30-24	2 1:14	+6	24 J Asher	FT Made	
				2 1:14		42 J Mathis	Enter Game	for 24 J Asher
				2 0:59				
				2 0:59				
				2 0:59				
				2 0:59		42 J Mathis	FT Attempt	
				2 0:11				
				2 0:05		22 B Griffin	3Pt Attempt	52 R Walker Off Reb
			30-26	2 0:03	+4	52 R Walker	Putback Made	

End of Period Summary Panthers 30 Tigers 26

Largest Lead: Panthers 22 Tigers 13 (9 pts)
 Lead in Period: Panthers 28 Tigers 19 (9 pts)
 4 for 3 oppo pts
 1 for 0 pts
 4/11 for 36.4 %
 0/0 for 0.00 %

Turnovers
 2nd Chances
 Field Goals
 Free Throws

Lead Changes: 5 Ties: 1
 Lead Changes: 0 Ties: 0 (this period)
 4 for 4 oppo pts
 4 for 4 pts
 3/11 for 27.3 %
 3/5 for 60.0 %

KHSAA Basketball - Game Box Score

Russellville Panthers vs. Clay County Tigers

Date: 03/16/2001 Time: 1:00 pm Site: Boys' Sweet 16-Rupp Arena Attendance: Unknown

Visitors: Clay County Tigers															
#	Name	P	FG	3 Pt	FT	PTS	ORB	DRB	TR	PF	AST	TO	BS	ST	MIN
20	* Angelo Smith		1/3	1/1	0/0	3	0	2	2	0	2	3	0	0	16:00
22	* Brian Griffin		3/7	1/4	1/1	8	0	0	0	0	0	1	1	0	16:00
24	* Jeremy Asher		4/8	0/1	3/4	11	1	3	4	2	0	0	0	1	12:11
12	* Josh Mathis		0/1	0/0	0/1	0	0	0	0	1	1	5	0	1	9:14
52	* Richard Walker		2/4	0/0	0/0	4	3	1	4	1	0	0	0	1	16:00
†	Ronald Jackson														DNP
12	Brian Sizemore		0/0	0/0	0/0	0	0	0	0	0	0	0	0	0	3:05
14	Trey Bowling														DNP
30	Tim Parks		0/0	0/0	0/0	0	0	1	1	1	0	0	0	0	7:30
34	Nathan Smith														DNP
40	John L. Smith														DNP
14	Thomas Asher														DNP
23	Charlie Philpot														DNP
55	Kevin Collins														DNP
	Team						2	1	3						
	Totals		10/23	2/6	4/6	26	6	8	14	5	3	9	1	3	80
	Total FG		1st Half	10/23	43.5%	2nd Half	0/0	0.00%	Game	10/23	43.5%				
	3 PT FG		1st Half	2/6	33.3%	2nd Half	0/0	0.00%	Game	2/6	33.3%				
	Free Throws		1st Half	4/6	66.7%	2nd Half	0/0	0.00%	Game	4/6	66.7%				

Home: Russellville Panthers															
#	Name	P	FG	3 Pt	FT	PTS	ORB	DRB	TR	PF	AST	TO	BS	ST	MIN
21	* Maurice Hampton		3/6	0/0	1/2	7	1	1	2	2	4	1	1	1	10:16
22	* Nathan Thompson		2/4	1/3	0/0	5	0	2	2	2	0	1	0	0	14:35
30	* Teco Dickerson		5/8	3/4	2/2	15	0	4	4	0	1	0	1	3	16:00
33	* Roland Dickerson		1/3	1/2	0/0	3	0	2	2	0	1	0	0	0	15:45
34	* Tyree Todd		0/0	0/0	0/0	0	0	0	0	2	0	2	0	1	14:44
†	Khary Neblett		0/0	0/0	0/0	0	0	0	0	1	0	0	0	0	1:16
10	Kwesi Neblett														DNP
11	David Dickerson														DNP
12	Aundre' Evans		0/2	0/0	0/0	0	0	0	0	2	0	2	0	1	5:59
20	Jeron Smith														DNP
23	Justin Taylor														DNP
24	Damien Terry														DNP
25	Wun Kennedy														DNP
31	Adrian Bigbee		0/0	0/0	0/0	0	0	0	0	0	0	1	0	0	1:25
32	John Gonzales														DNP
	Team						1	0	1						
	Totals		11/23	5/9	3/4	30	2	9	11	9	6	7	2	6	80
	Total FG		1st Half	11/23	47.8%	2nd Half	0/0	0.00%	Game	11/23	47.8%				
	3 PT FG		1st Half	5/9	55.6%	2nd Half	0/0	0.00%	Game	5/9	55.6%				
	Free Throws		1st Half	3/4	75.0%	2nd Half	0/0	0.00%	Game	3/4	75.0%				

	Cla	Rus		Cla	Rus		Cla	Rus
Free Throw Pts	4	3	3Pt Points	6	15	Pts/Possession	0.70	0.86
Pts off Turnovers	8	12	2nd Chance Points	4	1	Pts off Bench	0	0
Total Rebounds	14	11	Team Rebounds	3	1	Dead Ball Reb	1	2
Off Rebound %	40.0	20.0	Def Rebound %	80.0	60.0	Total Rebound %	56.0	44.0
Technical Fouls	Cla	None						
	Rus	None						
Officials	Steve Kellam, Scott Johnson, Trent Lovett							

	Qtr 1	Qtr 2	Qtr 3	Qtr 4	OT 1	OT 2	OT 3	OT 4	Total
Clay County Tigers	16	10	0	0	0	0	0	0	26
Russellville Panthers	22	8	0	0	0	0	0	0	30

KHSAA Basketball - Play by Play Report - Period: 3 (pg 1)
Russellville Panthers vs. Clay County Tigers
 Date: 03/16/2001 Time: 1:00 pm Site: Boys' Sweet 16-Rupp Arena Attendance:

##	Name	Action	Action	Score	Clock	Diff	##	Name	Action	Action
					3 8:00		20	A Smith	Leave Game	
					3 8:00		22	B Griffin	Leave Game	
					3 8:00		42	J Mathis	Leave Game	
					3 8:00		52	R Walker	Leave Game	
					3 8:00		30	T Parks	Leave Game	
22	N Thompson	Leave Game			3 8:00					
30	T Dickerson	Leave Game			3 8:00					
33	R Dickerson	Leave Game			3 8:00					
4	K Neblett	Leave Game			3 8:00					
12	A Evans	Leave Game			3 8:00					
					3 8:00		20	A Smith	Enter game	
					3 8:00		22	B Griffin	Enter game	
					3 8:00		24	J Asher	Enter game	
					3 8:00		42	J Mathis	Enter game	
					3 8:00		52	R Walker	Enter game	
21	M Hampton	Enter game			3 8:00					
22	N Thompson	Enter game			3 8:00					
30	T Dickerson	Enter game			3 8:00					
33	R Dickerson	Enter game			3 8:00					
34	T Todd	Enter game			3 8:00					
				30-29	3 7:50	+1	22	B Griffin	3Pt Made	42 J Mathis Assist
33	R Dickerson	Turnover	(Palming)		3 7:36					
34	T Todd	FG Made	33 R Dickerson Assist	30-31	3 7:24	-1 (L6)	24	J Asher	Layup Made	42 J Mathis Assist
30	T Dickerson	Personal Foul		32-31	3 7:04	+1 (L7)				
33	R Dickerson	Def Rebound			3 7:00					
21	M Hampton	3Pt Attempt			3 6:52		42	J Mathis	Layup Att	
				32-33	3 6:39		24	J Asher	Def Rebound	
33	R Dickerson	3Pt Attempt			3 6:36		24	J Asher	Turnover	(Bad Pass)
					3 6:20		52	R Walker	Def Rebound	
21	M Hampton	FG Attempt	22 N Thompson Off Reb		3 6:12	-1 (L8)	24	J Asher	Layup Made	52 R Walker Assist
22	N Thompson	Putback Att	22 N Thompson Off Reb		3 5:52					
22	N Thompson	Putback Att	21 M Hampton Off Reb		3 5:50					
21	M Hampton	FT Made			3 5:49					
21	M Hampton	FT Made		33-33	3 5:47	(T2)	24	J Asher	Personal Foul	
				34-33	3 5:47	+1 (L9)				
					3 5:37		42	J Mathis	Offensive Foul	
34	T Todd	Charge Taken			3 5:37		42	J Mathis	Turnover	
21	M Hampton	Turnover			3 5:37					
					3 5:23					
30	T Dickerson	3Pt Made	33 R Dickerson Assist	34-35	3 5:14	-1 (L10)	52	R Walker	FG Made	
33	R Dickerson	Personal Foul		37-35	3 5:01	+2 (L11)				
					3 4:34					
					3 4:27		22	B Griffin	Turnover	(Bad Pass)
22	N Thompson	Steal			3 4:25					
21	M Hampton	FG Attempt			3 4:21		24	J Asher	Def Rebound	
21	M Hampton	Def Rebound			3 4:02		42	J Mathis	3Pt Attempt	
					3 4:01		22	B Griffin	Personal Foul	
21	M Hampton	FG Attempt			3 3:45		22	B Griffin	Def Rebound	
					3 3:38		20	A Smith	Turnover	(Bad Pass)
21	M Hampton	Steal			3 3:36					
30	T Dickerson	FT Made		38-35	3 3:31	+3	20	A Smith	Personal Foul	
30	T Dickerson	FT Made		39-35	3 3:31	+4				
30	T Dickerson	Personal Foul			3 3:28					
21	M Hampton	Def Rebound			3 3:12		52	R Walker	FG Attempt	
22	N Thompson	Layup Made	21 M Hampton Assist	41-35	3 3:06	+6				
22	N Thompson	FT Made		42-35	3 3:06	+7	20	A Smith	Personal Foul	
21	M Hampton	Personal Foul			3 2:57					
					3 2:57					
12	A Evans	Enter game	for 21 M Hampton		3 2:55					
30	T Dickerson	Personal Foul			3 2:49		52	R Walker	FG Attempt	42 J Mathis Off Reb
31	A Bigbee	Enter Game	for 33 R Dickerson		3 2:39		24	J Asher	Layup Att	52 R Walker Off Reb
					3 2:37	+5	52	R Walker	Putback Made	
12	A Evans	FG Attempt	31 A Bigbee Off Reb	42-37	3 2:17					
22	N Thompson	FG Attempt			3 2:17		24	J Asher	Def Rebound	
					3 2:02		22	B Griffin	FG Attempt	
34	T Todd	Personal Foul			3 2:00					
33	R Dickerson	Enter game	for 31 A Bigbee		3 2:00					
30	T Dickerson	Def Rebound			3 2:00					
30	T Dickerson	Layup Made		44-37	3 1:59	+7				
					3 1:37		20	A Smith	FG Attempt	20 A Smith Off Reb
33	R Dickerson	3Pt Made	22 N Thompson Assist	44-39	3 1:33	+5	20	A Smith	Putback Made	
				47-39	3 1:15	+8				
					3 0:45					
22	N Thompson	Leave Game			3 0:45					
30	T Dickerson	Leave Game			3 0:45					
33	R Dickerson	Leave Game			3 0:45					
34	T Todd	Leave Game			3 0:45					
34	T Todd	Enter Game	for 12 A Evans		3 0:45					
33	R Dickerson	Enter Game	for 34 T Todd		3 0:45					
22	N Thompson	Enter game			3 0:45					
12	A Evans	Enter game			3 0:45					
4	K Neblett	Enter game			3 0:45					
31	A Bigbee	Enter game			3 0:45					
					3 0:43		42	J Mathis	Turnover	
					3 0:42					
					3 0:30		20	A Smith	Personal Foul	
					3 0:30		30	T Parks	Enter Game	for 42 J Mathis
22	N Thompson	FT Made		48-39	3 0:30	+9				
22	N Thompson	FT Made		49-39	3 0:30	+10				
					3 0:17		30	T Parks	Turnover	
22	N Thompson	Steal			3 0:16					
12	A Evans	Layup Att			3 0:14		24	J Asher	Def Rebound	
				49-41	3 0:08	+8	20	A Smith	FG Made	24 J Asher Assist
31	A Bigbee	3Pt Made	33 R Dickerson Assist	52-41	3 0:01	+11				

End of Period Summary Panthers 52 Tigers 41

Largest Lead: Panthers 52 Tigers 41 (11 pts)
 Lead in Period: Panthers 52 Tigers 41 (11 pts)
 2 for 7 oppo pts
 4 for 2 pts
 6/16 for 37.5 %
 7/7 for 100 %

Turnovers
 2nd Chances
 Field Goals
 Free Throws

Lead Changes: 11 Ties: 2
 Lead Changes: 5 Ties: 1 (this period)
 6 for 4 oppo pts
 3 for 7 pts
 7/14 for 50.0 %
 0/0 for 0.0 %

KHSAA Basketball - Play by Play Report - Period: 4 (pg 1)
Russellville Panthers vs. Clay County Tigers
Date: 03/16/2001 Time: 1:00 pm Site: Boys' Sweet 16-Rupp Arena Attendance:

# Name	Action	Action	Score	Clock	Diff	# Name	Action	Action
22 N Thompson	Leave Game			4 8:00				
13 R Dickerson	Leave Game			4 8:00				
1 K Neblett	Leave Game			4 8:00				
2 A Evans	Leave Game			4 8:00				
11 M Hampton	Enter Game	for 31 A Bigbee		4 8:00				
22 N Thompson	Enter game			4 8:00				
10 T Dickerson	Enter game			4 8:00				
13 R Dickerson	Enter game			4 8:00				
14 T Todd	Enter game			4 8:00				
22 N Thompson	3Pt Attempt			4 7:27		22 B Griffin	Def Rebound	
				4 7:23		22 B Griffin	Turnover	
10 T Dickerson	Steal			4 7:22				
10 T Dickerson	FG Attempt	30 T Dickerson Off Reb		4 7:21				
10 T Dickerson	Putback Made		54-41	4 7:20	+13			
14 T Todd	Personal Foul		54-42	4 7:06	+12	30 T Parks	FT Made	
			54-43	4 7:06	+11	30 T Parks	FT Made	
22 N Thompson	Turnover			4 6:53				
22 N Thompson	Personal Foul			4 6:40				
				4 6:40		52 R Walker	FT Attempt	Tigers Deadball Reb
13 R Dickerson	3Pt Attempt		54-44	4 6:40	+10	52 R Walker	FT Made	
				4 6:33		30 T Parks	Def Rebound	
				4 6:19	+8	30 T Parks	Layup Made	52 R Walker Assist
panthers	Time Out			4 6:12				
13 R Dickerson	Turnover			4 6:05				
				4 6:04		24 J Asher	Steal	
			54-48	4 6:03	+6	24 J Asher	Dunk Made	30 T Parks Assist
11 M Hampton	FT Made		55-48	4 5:52	+7	20 A Smith	Personal Foul	
11 M Hampton	FT Attempt			4 5:52		24 J Asher	Def Rebound	
				4 5:38		22 B Griffin	Turnover	
10 T Dickerson	Turnover			4 5:30				
				4 5:29		24 J Asher	Steal	
				4 5:26		22 B Griffin	Turnover	
11 M Hampton	Steal			4 5:25				
22 N Thompson	FG Attempt			4 5:04		20 A Smith	Def Rebound	
11 M Hampton	Def Rebound			4 4:43		52 R Walker	FG Attempt	
panthers	20 Sec Time Out			4 4:32				
11 M Hampton	FG Attempt	21 M Hampton Off Reb		4 4:21				
11 M Hampton	FG Attempt			4 4:18		30 T Parks	Def Rebound	
11 M Hampton	Def Rebound			4 4:08		20 A Smith	Layup Att	
11 M Hampton	FT Made		56-48	4 4:06	+8	30 T Parks	Personal Foul	
11 M Hampton	FT Made		57-48	4 4:06	+9			
				4 4:03		Tigers	Time Out	
10 T Dickerson	Layup Att	30 T Dickerson Off Reb	57-51	4 3:54	+6	22 B Griffin	3Pt Made	20 A Smith Assist
10 T Dickerson	Putback Made			4 3:41				
				4 3:38	+8			
14 T Todd	Steal			4 3:30		20 A Smith	Turnover	
				4 3:29				
				4 3:17		22 B Griffin	Personal Foul	
				4 3:17		24 J Asher	Technical Foul	
				4 3:17		24 J Asher	Personal Foul	
22 N Thompson	FT Attempt	Panthers Deadball Reb		4 3:17				
11 M Hampton	FT Made		60-51	4 3:16	+9			
11 M Hampton	FT Made		61-51	4 3:16	+10			
11 M Hampton	FG Attempt	34 T Todd Off Reb		4 3:04				
				4 3:00				
11 M Hampton	FT Made		62-51	4 2:21	+11	30 T Parks	Personal Foul	
11 M Hampton	FT Made		63-51	4 2:21	+12			
				4 2:08		20 A Smith	Turnover	
10 T Dickerson	Steal			4 2:07				
13 R Dickerson	Layup Made	30 T Dickerson Assist	65-51	4 2:03	+14			
				4 2:02		Tigers	Time Out	
				4 1:53		30 T Parks	Turnover	
13 R Dickerson	Steal			4 1:52				
				4 1:46		22 B Griffin	Personal Foul	
11 M Hampton	FT Attempt	Panthers Deadball Reb		4 1:46				
11 M Hampton	FT Made		66-51	4 1:46	+15			
				4 1:36		20 A Smith	Turnover	
11 M Hampton	Steal			4 1:36				
10 T Dickerson	3Pt Attempt			4 1:29		24 J Asher	Def Rebound	
10 T Dickerson	Personal Foul			4 1:23				
				4 1:23		24 J Asher	FT Attempt	Tigers Deadball Reb
11 M Hampton	Layup Made	33 R Dickerson Assist	66-52	4 1:23	+14	24 J Asher	FT Made	
			68-52	4 0:59	+16			
				4 0:43		24 J Asher	3Pt Attempt	52 R Walker Off Reb
			68-54	4 0:41	+14	52 R Walker	Putback Made	
				4 0:40		Tigers	Time Out	
11 M Hampton	Layup Made		70-54	4 0:24	+16			
13 R Dickerson	Block	33 R Dickerson Def Reb		4 0:14		20 A Smith	Layup Att	
22 N Thompson	FG Made	30 T Dickerson Assist	72-54	4 0:04	+18			

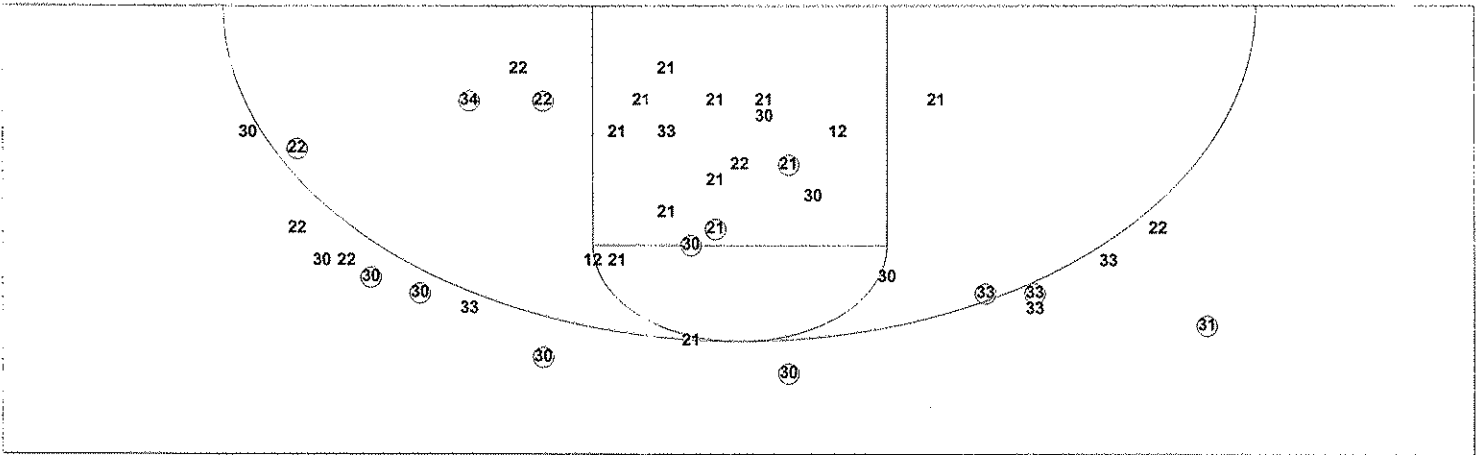
End of Period Summary Panthers 72 Tigers 54

Largest Lead: Panthers 72 Tigers 54 (18 pts)
Lead in Period: Panthers 72 Tigers 54 (18 pts)
3 for 3 oppo pts
4 for 6 pts
6/15 for 40.0 %
8/11 for 72.7 %

Turnovers
2nd Chances
Field Goals
Free Throws

Lead Changes: 11 Ties: 2
Lead Changes: 0 Ties: 0 (this period)
7 for 5 oppo pts
1 for 2 pts
4/8 for 50.0 %
4/6 for 66.7 %


KHSAA Basketball - TEAM SHOT CHART for the Panthers
Russellville Panthers vs. Clay County Tigers
DATE: 03/16/2001 TIME: 1:00 pm SITE: Boys' Sweet 16-Rupp Arena



Shot Summary	M/A	%	PTS	Scoring Distribution	Scoring Locations
3Pt FG	8/17	47.1%	24		
2Pt FG	15/37	40.5%	30		
Layups - L	4/5	80.0%	8		
Layups - R	4/6	66.7%	8		
Dunks	0/0	0.0%	0		
Putbacks	2/4	50.0%	4		
Overall Shooting	23/54	42.6%	54		
Free Throws	18/22	81.8%	18		
Total Points			72		

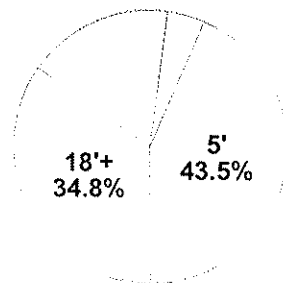
By Period	FG	FGA	FG%	3Pt	3PA	3P%	FT	FTA	FT%	PTS	ORB	DRB	TR	PF	AST	TO	BS	ST	P/S
1st Period	7	12	58.3	5	9	55.6	3	4	75.0	22	1	3	4	5	4	3	2	3	1.57
2nd Period	4	11	36.4	0	0	0.00	0	0	0.00	8	1	6	7	4	2	4	0	3	0.73
3rd Period	6	16	37.5	3	5	60.0	7	7	100	22	4	4	8	6	5	2	0	4	1.16
4th Period	6	15	40.0	0	3	0.00	8	11	72.7	20	4	3	7	3	3	3	1	6	1.00
Game	23	54	42.6	8	17	47.1	18	22	81.8	72	10	16	26	18	14	12	3	16	1.11

Scoring Breakdown

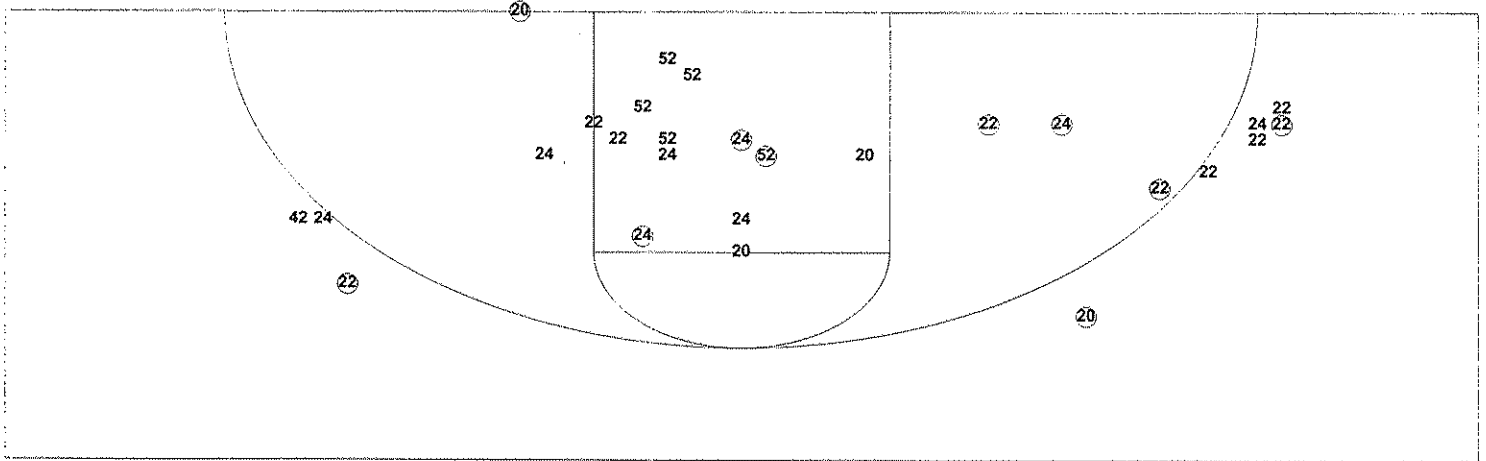


Scoring Range

17' 17.4% 10' 4.3%

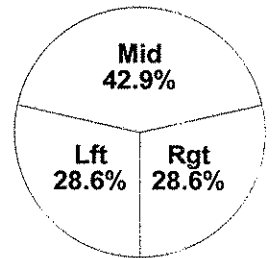
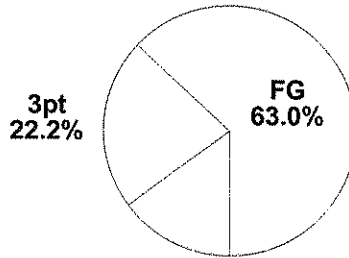


KHSAA Basketball - TEAM SHOT CHART for the Tigers
Russellville Panthers vs. Clay County Tigers
DATE: 03/16/2001 TIME: 1:00 pm SITE: Boys' Sweet 16-Rupp Arena




Shot Summary M/A % PTS Scoring Distribution Scoring Locations

3Pt FG	4/10	40.0%	12
2Pt FG	17/35	48.6%	34
Layups - L	4/7	57.1%	8
Layups - R	1/4	25.0%	2
Dunks	1/1	100.0%	2
Putbacks	5/6	83.3%	10
Overall Shooting	21/45	46.7%	46
Free Throws	8/12	66.7%	8
Total Points			54

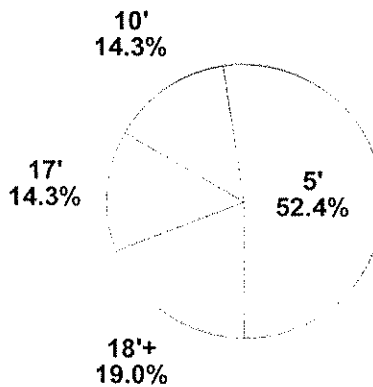


By Period	FG	FGA	FG%	3Pt	3PA	3P%	FT	FTA	FT%	PTS	ORB	DRB	TR	PF	AST	TO	BS	ST	P/S
1st Period	7	12	58.3	1	2	50.0	1	1	100	16	2	3	5	5	2	5	0	2	1.33
2nd Period	3	11	27.3	1	4	25.0	3	5	60.0	10	4	5	9	0	1	4	1	1	0.77
3rd Period	7	14	50.0	1	2	50.0	0	0	0.0	15	3	6	9	6	4	6	0	0	1.07
4th Period	4	8	50.0	1	2	50.0	4	6	66.7	13	1	6	7	6	3	7	0	2	1.18
Game	21	45	46.7	4	10	40.0	8	12	66.7	54	10	20	30	17	10	22	1	5	1.06

Scoring Breakdown



Scoring Range



KHSAA Basketball - Play by Play Report - Period: 3 (pg 1)
Russellville Panthers vs. Clay County Tigers
Date: 03/16/2001 Time: 1:00 pm Site: Boys' Sweet 16-Rupp Arena Attendance:

##	Name	Action	Action	Score	Clock	Diff	##	Name	Action	Action
					3 8:00		20	A Smith	Leave Game	
					3 8:00		22	B Griffin	Leave Game	
					3 8:00		42	J Mathis	Leave Game	
					3 8:00		52	R Walker	Leave Game	
					3 8:00		30	T Parks	Leave Game	
22	N Thompson	Leave Game			3 8:00					
30	T Dickerson	Leave Game			3 8:00					
33	R Dickerson	Leave Game			3 8:00					
4	K Neblett	Leave Game			3 8:00					
12	A Evans	Leave Game			3 8:00					
					3 8:00		20	A Smith	Enter game	
					3 8:00		22	B Griffin	Enter game	
					3 8:00		24	J Asher	Enter game	
					3 8:00		42	J Mathis	Enter game	
					3 8:00		52	R Walker	Enter game	
21	M Hampton	Enter game			3 8:00					
22	N Thompson	Enter game			3 8:00					
30	T Dickerson	Enter game			3 8:00					
33	R Dickerson	Enter game			3 8:00					
34	T Todd	Enter game			3 8:00					
				30-29	3 7:50	+1	22	B Griffin	3Pt Made	42 J Mathis Assist
33	R Dickerson	Turnover	(Palming)		3 7:36					
				30-31	3 7:24	-1 (L6)	24	J Asher	Layup Made	42 J Mathis Assist
34	T Todd	FG Made	33 R Dickerson Assist	32-31	3 7:04	+1 (L7)				
30	T Dickerson	Personal Foul			3 7:00					
33	R Dickerson	Def Rebound			3 6:52		42	J Mathis	Layup Att	
21	M Hampton	3Pt Attempt			3 6:39		24	J Asher	Def Rebound	
					3 6:36		24	J Asher	Turnover	(Bad Pass)
33	R Dickerson	3Pt Attempt			3 6:20		52	R Walker	Def Rebound	
				32-33	3 6:12	-1 (L8)	24	J Asher	Layup Made	52 R Walker Assist
21	M Hampton	FG Attempt	22 N Thompson Off Reb		3 5:52					
22	N Thompson	Putback Att	22 N Thompson Off Reb		3 5:50					
22	N Thompson	Putback Att	21 M Hampton Off Reb		3 5:49					
21	M Hampton	FT Made		33-33	3 5:47	(T2)	24	J Asher	Personal Foul	
21	M Hampton	FT Made		34-33	3 5:37	+1 (L9)				
					3 5:37		42	J Mathis	Offensive Foul	
34	T Todd	Charge Taken			3 5:37		42	J Mathis	Turnover	
21	M Hampton	Turnover			3 5:23					
				34-35	3 5:14	-1 (L10)	52	R Walker	FG Made	
30	T Dickerson	3Pt Made	33 R Dickerson Assist	37-35	3 5:01	+2 (L11)				
33	R Dickerson	Personal Foul			3 4:34					
					3 4:27		22	B Griffin	Turnover	(Bad Pass)
22	N Thompson	Steal			3 4:25					
21	M Hampton	FG Attempt			3 4:21		24	J Asher	Def Rebound	
21	M Hampton	Def Rebound			3 4:02		42	J Mathis	3Pt Attempt	
					3 4:01		22	B Griffin	Personal Foul	
21	M Hampton	FG Attempt			3 3:45		22	B Griffin	Def Rebound	
					3 3:38		20	A Smith	Turnover	(Bad Pass)
21	M Hampton	Steal			3 3:36					
30	T Dickerson	FT Made		38-35	3 3:31	+3	20	A Smith	Personal Foul	
30	T Dickerson	FT Made		39-35	3 3:31	+4				
30	T Dickerson	Personal Foul			3 3:28					
21	M Hampton	Def Rebound			3 3:12		52	R Walker	FG Attempt	
22	N Thompson	Layup Made	21 M Hampton Assist	41-35	3 3:06	+6				
22	N Thompson	FT Made		42-35	3 3:06	+7	20	A Smith	Personal Foul	
21	M Hampton	Personal Foul			3 2:57					
					3 2:57					
12	A Evans	Enter game	for 21 M Hampton		3 2:57					
30	T Dickerson	Personal Foul			3 2:55					
31	A Bigbee	Enter Game	for 33 R Dickerson		3 2:55					
					3 2:49		52	R Walker	FG Attempt	42 J Mathis Off Reb
					3 2:39		24	J Asher	Layup Att	52 R Walker Off Reb
				42-37	3 2:37	+5	52	R Walker	Putback Made	
12	A Evans	FG Attempt	31 A Bigbee Off Reb		3 2:17					
22	N Thompson	FG Attempt			3 2:17		24	J Asher	Def Rebound	
					3 2:02		22	B Griffin	FG Attempt	
34	T Todd	Personal Foul			3 2:00					
33	R Dickerson	Enter game	for 31 A Bigbee		3 2:00					
30	T Dickerson	Def Rebound			3 2:00					
30	T Dickerson	Layup Made		44-37	3 1:59	+7				
					3 1:37		20	A Smith	FG Attempt	20 A Smith Off Reb
				44-39	3 1:33	+5	20	A Smith	Putback Made	
33	R Dickerson	3Pt Made	22 N Thompson Assist	47-39	3 1:15	+8				
					3 0:45			Tigers	20 Sec Time Out	
22	N Thompson	Leave Game			3 0:45					
30	T Dickerson	Leave Game			3 0:45					
33	R Dickerson	Leave Game			3 0:45					
34	T Todd	Leave Game			3 0:45					
34	T Todd	Enter Game	for 12 A Evans		3 0:45					
33	R Dickerson	Enter Game	for 34 T Todd		3 0:45					
22	N Thompson	Enter game			3 0:45					
12	A Evans	Enter game			3 0:45					
4	K Neblett	Enter game			3 0:45					
31	A Bigbee	Enter game			3 0:45					
					3 0:43		42	J Mathis	Turnover	
22	N Thompson	Steal			3 0:42					

KHSAA Basketball - Play by Play Report - Period: 3 (pg 2)
Russellville Panthers vs. Clay County Tigers
 Date: 03/16/2001 Time: 1:00 pm Site: Boys' Sweet 16-Rupp Arena Attendance:

## Name	Action	Action	Score	Clock	Diff	## Name	Action	Action
				3 0:30		20 A Smith	Personal Foul	
				3 0:30		30 T Parks	Enter Game	for 42 J Mathis
22 N Thompson	FT Made		48-39	3 0:30	+9			
22 N Thompson	FT Made		49-39	3 0:30	+10			
				3 0:17		30 T Parks	Turnover	
22 N Thompson	Steal			3 0:16				
12 A Evans	Layup Att			3 0:14		24 J Asher	Def Rebound	
			49-41	3 0:08	+8	20 A Smith	FG Made	24 J Asher Assist
31 A Bigbee	3Pt Made	33 R Dickerson Assist	52-41	3 0:01	+11			

End of Period Summary Panthers 52 Tigers 41

Largest Lead: Panthers 52 Tigers 41 (11 pts)
Lead in Period: Panthers 52 Tigers 41 (11 pts)
 2 for 7 oppo pts
 4 for 2 pts
 6/16 for 37.5 %
 7/7 for 100 %

Turnovers
 2nd Chances
 Field Goals
 Free Throws

Lead Changes: 11 Ties: 2
Lead Changes: 5 Ties: 1 (this period)
 6 for 4 oppo pts
 3 for 7 pts
 7/14 for 50.0 %
 0/0 for 0.00 %